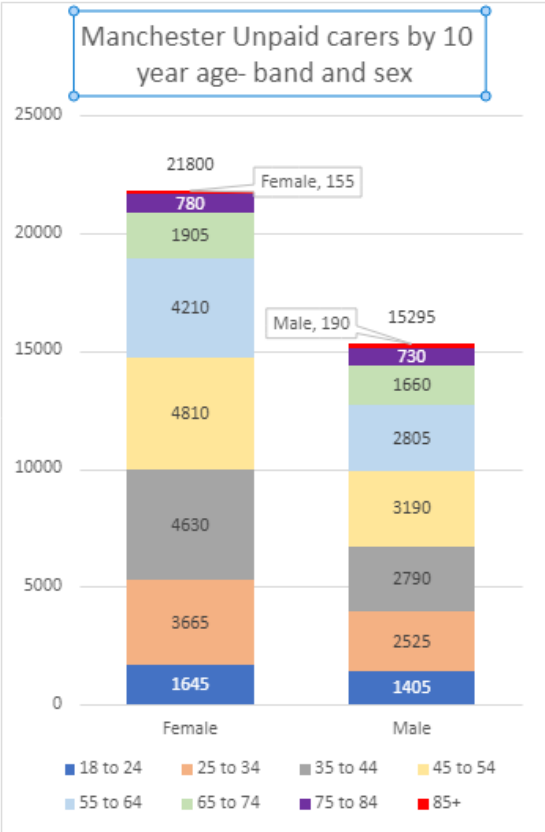
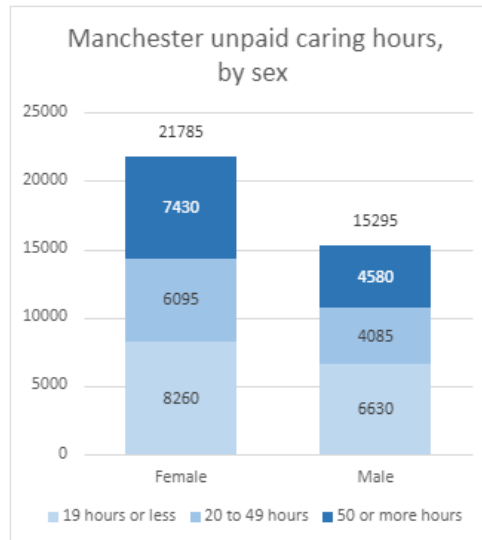


Appendix 5 – Latest Census Information on Unpaid Carers 2021

To note – all figures are rounded by ONS to the nearest 0 or 5, which can lead to minor discrepancies in combined totals. ONS also use the term “Sex” and not gender. This is reflected in the charts. The data below is for Carers aged over 18 – there are 1,130 young carers under 18 not included in the charts.

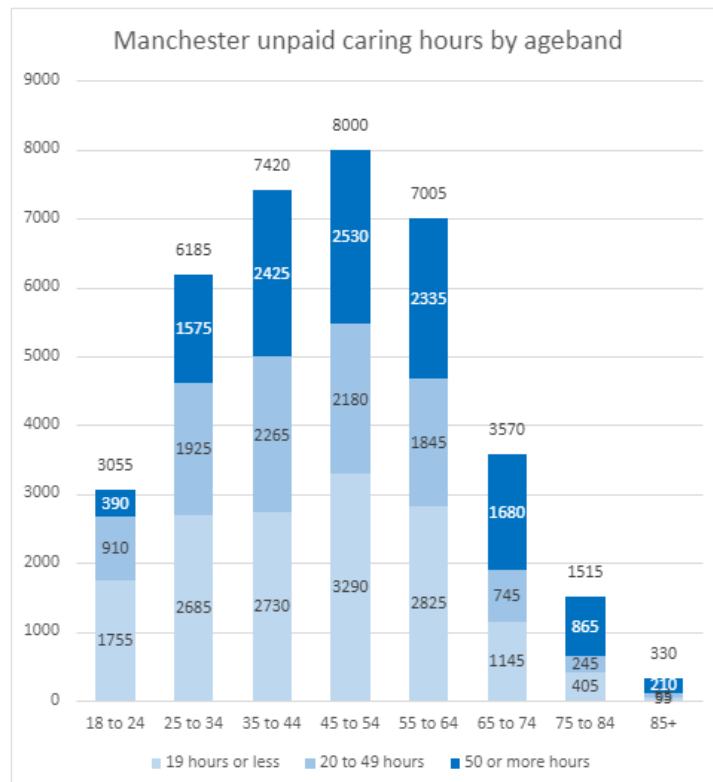


The above table shows that there are 21,800 female carers and 15,295 male carers, providing a total number of 37,095 Carers in the city. This is less than previous estimates where circa 60k+ were predicted. It can be seen that the highest female banding is 45-54 years of age, which correlates with information held locally by the Contact Point data. For males, the highest group is also 45-54 year olds.



The above chart shows that:

- 8,260 carers are female providing 19 hours of care or less per week
- 6,095 carers are female providing 20-49 hours of care per week
- 7,430 carers are female providing 50 hours or more of care per week
- 6,630 carers are male providing 19 hours or less of care per week
- 4,095 carers are male providing 20-49 hours of care per week
- 4,580 carers are male providing 50 hours or more of care per week



The above table shows the highest age band of carers are 45-54, followed by 35-44 and then 55-64

For comparison with GM neighbours, the overall numbers of carers are as follows:

LA	Total number of Carers
Bolton	25,365
Bury	16,490
Manchester	37,095
Oldham	20,145
Rochdale	18,920
Salford	20,310
Stockport	25,540
Tameside	20,045
Trafford	18,345
Wigan	30,720